

November 14, 2015


TOWN OF CANDIA
ROAD AGENT'S REPORT
Month of November 2015

Work Summary:

Grading was done on Bean Island Road & Tower Hill Road

Patching was done on various roads.

Roadside mowing has been completed.



Dennis Lewis
Road Agent

No Crime Incident Event Breakdown

Event	Description	Total	%
AAC	Assist-Animal Control Officer	0	00.0
AAP	ASSIST-AUBURN POLICE DEPARTMENT	4	02.4
ACF	Assist-Candia Fire Department/Rescue	16	09.6
ACH	ASSIST-CHESTER POLICE DEPARTMENT	0	00.0
ACP	Animal Complaint	5	03.0
ADP	ASSIST-DEERFIELD POLICE DEPARTMENT	5	03.0
AFG	assist-NH Fish and Game	0	00.0
AHP	ASSIST-HOOKSETT POLICE DEPARTMENT	4	02.4
AOA	ASSIST-OTHER AGENCY	6	03.6
ARP	ASSIST-RAYMOND POLICE DEPARTMENT	2	01.2
ASP	ASSIST-NH STATE POLICE	5	03.0
ATL	ATTEMPT TO LOCATE	0	00.0
CAL	COMMERCIAL ALARM	7	04.2
CAS	Citizen Assist	11	06.6
CRA	Cruiser Accident	1	00.6
CSB	Civil Standby	0	00.0
DCF	Discharge Firearm	1	00.6
DEL	DELIVER MESSAGE	0	00.0
DIS	Disturbance	1	00.6
DOM	DISTURBANCE (DOMESTIC)	3	01.8
LPR	Lost Property	4	02.4
MIP	Missing Person	0	00.0
MOT	Motorist Assist	12	07.2
MVC	Motor Vehicle Complaint (speeding)	4	02.4
NBR	Neighbor Dispute	0	00.0
NIN	911 hang ups (accidental)	1	00.6
NOI	NOISE COMPLAINT	3	01.8
OHR	OHRV complaint	0	00.0
OTH	Other	0	00.0
PIN	Police Information	17	10.2
PS	Paperwork Service (subpoenas,etc)	7	04.2
RAL	RESIDENTIAL ALARM	4	02.4
RHZ	Road Hazard (Wires/Tree Down)	2	01.2
SDA	Suspected Drug Activity	1	00.6
SDT	Sudden Death	0	00.0
SEC	Security Check	8	04.8
SPN	SUSPICIOUS PERSON	2	01.2
SSA	Suspicious Activity	15	09.0
SSV	Suspicious Vehicle	10	06.0
VIN	VIN VERIFICATION	1	00.6
WEL	Welfare Check	5	03.0
---	Not Specified	0	00.0

Grand Total: 167

Offense Listing
11/01/2015 - 11/30/2015

12/02/2015

Offenses (State Law) By Month

	<u>NOV</u>	<u>TOTALS</u>
ATTEMPT TO COMMIT LARCENY	1	1
THEFT; ALL OTHER	2	2
ATTEMPT TO COMMIT FRAUD	2	2
IDENTITY FRAUD	1	1
CRIMINAL MISCHIEF (VANDALISM)	3	3
POSSESSION OF CONTROLLED/NARCO	1	1
PENALTIES; POSSESSION OF CONTR	1	1
DRIVING WHILE INTOXICATED	2	2
ENDANGERING WELFARE OF CHILD/I	1	1
HABITUAL RUNAWAY JUVENILE	1	1
POSSESSION AND USE OF TOBACCO	1	1
LITTERING-UNLAWFUL ACTIVITIES	1	1
DOG CONTROL LAW; RUNNING AT LA	3	3
DRIVING AFTER REVOCATION OR SU	1	1
SPEEDING (TYPE I OR II NOT SPE	1	1
Administrative Review and Hear	1	1
ARREST ON A WARRANT	2	2
REGISTRATION OF SEX OFFENDER R	3	3
TOTALS	<u>28</u>	<u>28</u>

**Candia Volunteer
Fire Department
11 Deerfield Road
Candia, NH 03034
603-483-8588
603-483-0252 fax**

Memo

Date: December 14, 2015
To: Board of Selectmen
Re: Monthly Report

NOVEMBER 2015 HIGHLIGHTS

1. Regular Truck and Building Maintenance
2. Training on Fire Fighter Safety State of NH Maze Trailer with SCBA (Self Contained Breathing Apparatus) Training
3. EMS Training



SHARONS REPORT FOR THE TOWN

Current Period: 11/1/2015 to 11/30/2015, Prior Period: 11/1/2014 to 11/30/2014

00:00 to 24:00

All Stations

All Shifts

All Units


Fire Alarm Responses, EMS Alarm Responses, Dispatch/Remote Responses, Training Classes, Occupancy Inspections and Activities

Category	Current Period		Prior Period	
	Count	Staff Hrs	Count	Staff Hrs
Dispatch/Remote Station Incidents*				
EMS Incidents	0	0.00	0	0.00
NFIRS Incidents	0	0.00	0	0.00
	<u>0</u>	<u>0.00</u>	<u>0</u>	<u>0.00</u>
Fire Alarm Situations				
Chemical release, reaction, or toxic	1	4.38	0	0.00
Cover assignment, standby at fire station,	0	0.00	1	9.36
Dispatched and cancelled en route	0	0.00	4	0.52
Electrical wiring/equipment problem	0	0.00	3	7.23
Emergency medical service (EMS) Incident	14	51.93	17	50.04
False alarm and false call, Other	0	0.00	2	5.99
Good intent call, Other	1	1.20	2	4.99
Medical assist	0	0.00	1	1.10
Natural vegetation fire	0	0.00	2	6.69
Public service assistance	1	2.25	0	0.00
Rescue, emergency medical call (EMS),	4	8.26	4	8.67
Service call, Other	0	0.00	5	8.02
Severe Weather & Natural Disaster	0	0.00	3	8.78
Steam, Other gas mistaken for smoke	0	0.00	1	1.65
Structure Fire	1	6.54	2	18.69
System or detector malfunction	0	0.00	2	9.75
Unintentional system/detector operation	0	0.00	1	2.32
Wrong location, no emergency found	0	0.00	1	1.75
	<u>22</u>	<u>74.56</u>	<u>51</u>	<u>145.55</u>
Permits Issued				
BRUSH Burning Permit	4		0	
SEASONAL Fire Permit	1		0	
	<u>5</u>		<u>0</u>	
Training				
Fire Control, General	0	0.00	17	25.50
General Driver Training	0	0.00	2	4.00
Hazardous Materials Tabletop Excrecise	10	19.00	0	0.00

* Staff hours for Fire Alarm responses that have an associated EMS alarm record are considered shared hours. Shared hours are posted only with the EMS alarm responses to avoid duplication of staff hours in totals.

November, 2015 Building Activity Report Summary

	November 2014	November 2015
Permits Issued	19	44
New Code Enforcement Cases	0	0
Open Code Enforcement Cases	7	4
Code Enforcement Cases Closed	1	0
Inspections Performed	72	106
CO's/CC's & Closed Permits	21	32
Renewed Permits	1	1
Revenue November, 2014		Revenue November, 2015
$\$1,574.00 + \$156.50 = \$1,730.50$		$\$1819.00 + \$406.00 = \$2225.00$
Revenue YTD, 2014		Revenue YTD, 2014
$\$15,321.10 + \$1,730.50 = \$17,051.60$		$\$16,538.32 + \$2225.00 = \$18,763.32$

Submitted by:  Date: 12/14/2015

November 2015

INSPECTION BREAKDOWN including cc's

<u>Commercial, Mixed, L1, L2</u>	
Building (BP)	3
Electrical (EL)	
Gas Piping (GP)	
Plumbing (PL)	
Generator (GE)	
Demolition (DE)	
Oil Burner (OB)	
Gas Burner (GB)	
Foundation only (FO)	
Bed Bottom (SE)	
Sign (SI)	
<u>Residential</u>	
Building (BP)	37
Electrical (EL)	15
Gas Piping (GP)	6
Plumbing (PL)	3
Generator (GE)	
Demolition (DE)	1
Oil Burner (OB)	3
Gas Burner (GB)	
Solar (SO)	7
POA/FC/Use	4
Finals	32
<u>Violations (VI)</u>	
Total Inspections:	106

BREAKDOWN PERMITS ISSUED

<u>Permit's issued Breakdown</u>	
Building (BP)	7
Electrical (EL)	15
Gas Piping (GP)	9
Plumbing (PL)	4
Generator (GE)	
Demolition (DE)	
Oil Burner (OB)	2
Gas Burner (GB)	
Foundation only (FO)	
Septic system (SE)	
Solar (SO)	7
<u>Use/POA</u>	
Total Permits:	44

November 2015

The Candia Recycling Center land-filled 56.69 tons of Municipal Solid waste (MSW) during November 2015.

The Candia Recycling Center disposed of 41.81 tons of C&D debris during November 2015.

The Candia Recycling Center processed 98.50 tons of waste during November 2015.

RECYCLABLES

Mix paper – 13 bales = 21,122 lbs. = 10.56 tons

Cardboard - 7 bales = 10,039 lbs. = 5.01 tons

#1 -#7 – plastic – 2 bales = 2506lbs. = 1.25 tons

Alum. cans – 2 bales = 1634 lbs. = .82 tons

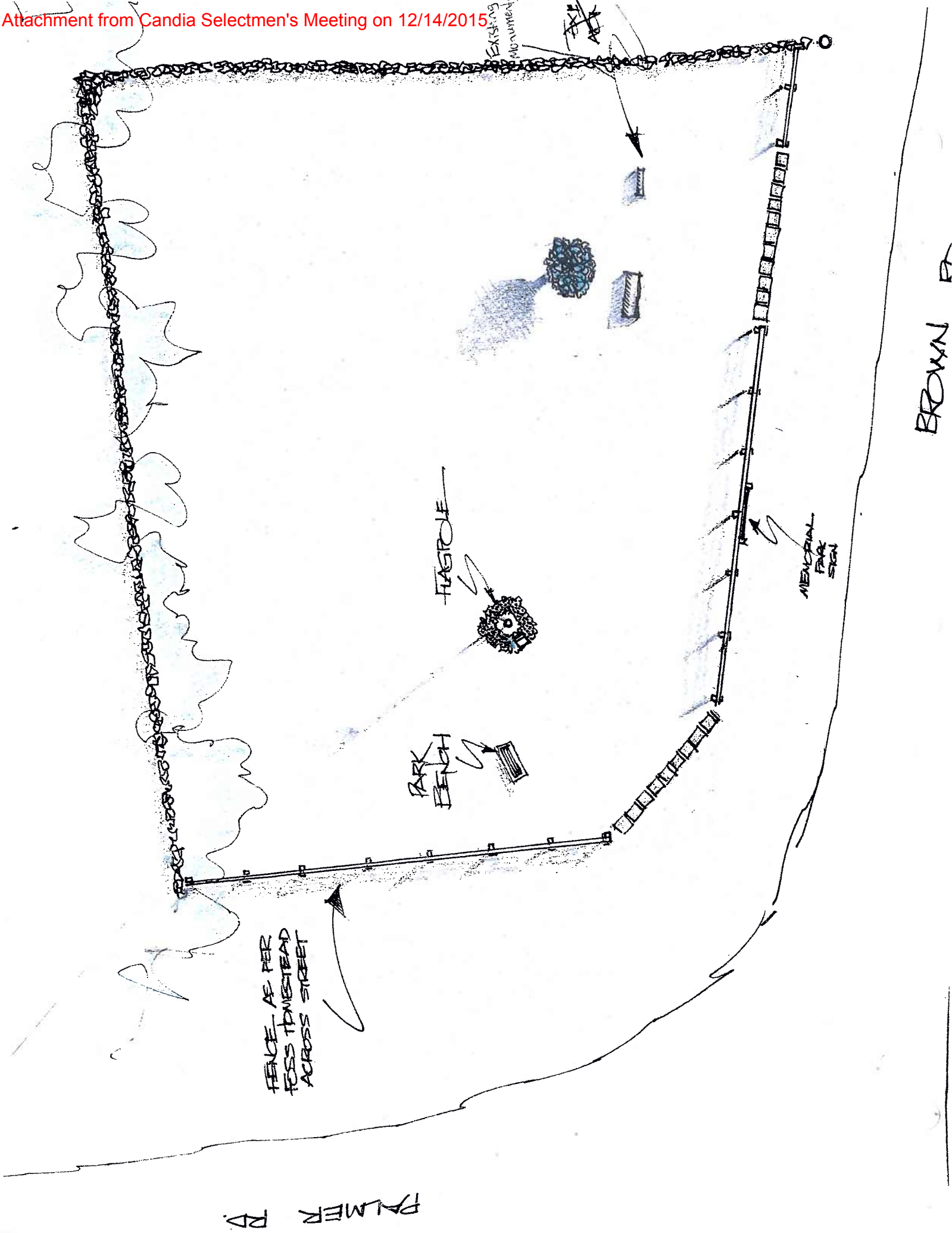
Glass – 1 haul = 20,260 lbs. = 10.13 tons

Electronics – 1 haul – 6215 lbs. = 3.11 tons

24 bales = 35,301 lbs. = 17.65 tons

Total recycled = 61,776 lbs. = 30.89 tons

One load of Scrap Metal was sent out, 11.95 tons generated \$298.75 in revenue.



EXISTING MONUMENTS

FLAGPOLE

PARK BENCH

MEMORIAL PARK SIGN

FENCE AS PER PERS THOMSTEAD ACROSS STREET

PALMER RD.

BROWN ST.

2015

2016

Health Insurer	Harvard Pilgrim Health Care	Harvard Pilgrim Health Care
Plan Name	Gold Best Buy Tiered HMO LP 2000 (3427)	Gold Best Buy Tiered per visit HMO LP 2000 (3691)
Plan Type	HMO	HMO
Network	New England (Excludes VT)	New England (Excludes VT)
In-Network Deductible & Coinsurance	\$2,000 deductible per Person \$4,000 Max deductible per Family then 10% coinsurance to a \$3,500 per Person or \$7,000 per Family Out-of-Pocket Max per contract year (Out-of-pocket Includes Rx)	\$2,000 deductible per Person \$4,000 Max deductible per Family then 10% coinsurance to a \$3500 per Person or \$7,000 per Family Out-of-Pocket Max per contract year (Out-of-pocket Includes Rx)
Outpatient Surgery Freestanding Surgical Center/Doctor Services	\$100 per admission	\$150 per admission
Outpatient Hospital/Doctor Services	Subject to deductible & coinsurance	Subject to deductible & coinsurance
Inpatient Hospital Facility & Doctor Services	Subject to deductible & coinsurance	Subject to deductible & coinsurance
MRI, MRA, CAT & PET Scans Office/Outpatient hospital	Subject to deductible & coinsurance	Subject to deductible & coinsurance
Freestanding Radiology Center	Subject to deductible & coinsurance	Subject to deductible & coinsurance
Diagnostic Services Lab/X-Ray Hospital facility & Doctors Office	Subject to deductible & 0% coinsurance	Subject to deductible & coinsurance
Freestanding Radiology Center	Covered in full	Covered in full
Urgent Care	Subject to deductible then \$50 per visit	Convenience Care Clinic Level 1: \$40 per visit Urgent Care Clinic Level 2: \$80 per visit Hospital Urgent Care Clinic: deductible then \$125 per visit
Emergency Room/Doctors & Other Services	Subject to deductible then \$150 per visit	Subject to deductible then \$250 per visit
Durable Medical Equipment	Subject to deductible & 20% coinsurance	Subject to deductible & 20% coinsurance
Office Visit Amount per Visit	\$20 per visit: Level 1 \$40 per visit: Level 2	\$20 per visit: Level 1 \$40 per visit: Level 2
Other Practitioner visits Retail health clinic & On-line visit	N/A	evisits - no charge
Routine Vision Care	\$20 per visit 1 Exam every 2 contract years	\$20 per visit 1 Exam every 2 contract years
Chiropractic Care	\$20 per visit 12 visit max per contract year	\$20 per visit 12 visit Max per contract year
Physical, Speech & Occupational therapy & Acupuncture	\$20 per visit 20 visits per therapy per contract year	\$20 per visit 20 visits per therapy per contract year
Prescription Drugs	30 Day Supply Retail: \$5/\$20/20%/30% Tier 3 & 4 up to \$300 per Rx 90 Day Supply Mail Order: \$10/\$40/20%/30% - Tier 3 & 4 up to \$600 per Rx	30 Day Supply Retail: \$5/\$25/30%/35%/40% Tier 3, 4, 5 up to \$1100 max per Rx 90 Day Supply Mail Order: \$10/\$50/35%/40% - Tier 3, 4, 5 up to \$1100 per Rx
Pediatric Dental	Rider Not Included	Rider Not Included
Mental Health/Substance Abuse Inpatient	Covered in full	Covered in full
Mental Health/Substance Abuse Outpatient	\$20 per visit	\$20 per visit
Out-of-Network Benefits	Not Covered (Except Urgent Care Out of Area)	Not Covered (Except Urgent Care Out of Area)

TOTAL ENROLLED	Current Plan	Renewal Plan
Richard - Single	\$467.36	\$427.20
Karen - EE/Ch	\$1,161.02	\$1,184.88
Kevin - EE/SP	\$1,320.29	\$1,246.14
Daniel - Family	\$1,183.23	\$1,079.77
Joseph- Single	\$637.94	\$601.31
Donna - EE/SP	\$1,625.14	\$1,537.93
Thomas - Single	\$500.84	\$465.57
TOTAL MONTHLY PREMIUM	\$6,895.82	\$6,542.80
TOTAL ANNUAL PREMIUM	\$82,749.84	\$78,513.60
Increase/Decrease over current		-5%

This information has been compiled to the best of our knowledge. Please refer to the current policies for actual plan details. Certain Group Health, LLC does not have the authority to issue or make insurance policy terms and conditions applicable to any group of insureds.

Disability comparison for 2016					
	<i>Current Year</i>				
	2015		2016		2016
	7 day wait		7 day wait		14 day wait
UNUM	496.72 / mo.		670.74 / mo		
	5,960.64 / yr		8,048.88 / yr		
Boston Mutual			532.25 / mo		385.48 / mo
			6,387.00 / yr		4,625.76 / yr
7 day wait - Currently our policy states Short Term Disability payment begin on day 8.					
The first 7 days the employee would need to use sick, vac, floating holiday.					
14 day wait - the policy could be changed to state Short Term Disability payment begins on day 15					
The first 14 days the employee would need to use sick, vac, floating holiday.					